

# Emerging Markets Bond Fund

## E CLASS ACCUMULATION AND INCOME SHARES

### Fund Description

The Emerging Markets Bond Fund is a diverse portfolio consisting primarily of fixed income securities from issuers in, or economically tied to, emerging or developing countries. Assets may be denominated in US dollars or local currencies. The fund is actively managed to maximise total return potential and minimise risk relative to the benchmark.

### Potential Investor Benefits

This fund offers efficient exposure to emerging markets, potential for attractive risk-adjusted returns and low correlations to other asset classes.

### Potential Fund Advantage

The fund employs active management of emerging market bonds with tactical investments in non-benchmark local currencies and instruments.

### Risks of Investing

Unit value can go up as well as down and any capital invested in the fund may be at risk. The fund may invest in non-U.S. and non-eurozone securities which involve potentially higher risks including currency fluctuations and political or economic developments. These may be enhanced when investing in emerging markets. Funds that invest in high-yield, lower-rated securities, will generally involve greater volatility and risk to principal than investments in higher-rated securities. The fund may use derivatives for hedging or as part of its investment strategy which may involve certain costs and risks. Portfolios investing in derivatives could lose more than the principal amount invested. For more details on the fund's potential risks, please read the Prospectus and Key Investor Information Document.

Morningstar Rating™ ★★★★★

### Key Facts

|                        | Accumulation                                | Income       |
|------------------------|---|--------------|
| Bloomberg Ticker       | PIMEMBA                                     | PIMEMIE      |
| ISIN                   | IE00B11XYX59                                | IE00B0MD9S72 |
| Sedol                  | B11XYX5                                     | B0MD9S7      |
| CUSIP                  | G70974384                                   | G7096X761    |
| Valoren                | 2501952                                     | 2332564      |
| WKN                    | A0J4BP                                      | A0J2ST       |
| Inception Date         | 31/03/2006                                  | 28/10/2005   |
| Distribution           | -   | Quarterly    |
| Unified Management Fee | 1.69% p.a.                                  | 1.69% p.a.   |
| Fund Type              | UCITS                                       |              |
| Portfolio Manager      | Yacov Arnopolin, Javier Romo, Pramol Dhawan |              |
| Total Net Assets       | 5.10 (USD in Billions)                      |              |
| Fund Base Currency     | USD   |              |
| Share Class Currency   | USD   |              |

### MANAGER

PIMCO Global Advisors (Ireland) Limited

### INVESTMENT ADVISOR

PIMCO LLC

**For questions regarding the PIMCO Funds: Global Investors Series plc, please call +353 1 7769990. Retail investors should contact their Financial intermediary.**

[pimco.com](http://pimco.com)

## Performance (Net of Fees)

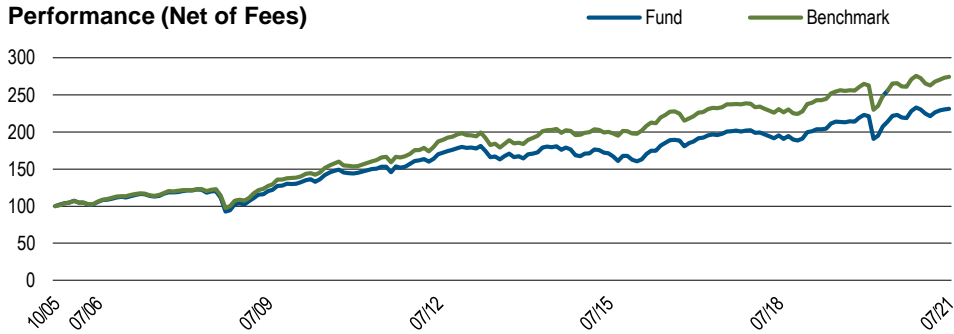


Chart shows performance from the first month-end, rebased to 100, for the oldest share class. **Past Performance is not a guarantee or reliable indicator of future results and no guarantee is being made that similar returns will be achieved in the future.** Source: PIMCO

## Fund Statistics

|                                  |       |
|----------------------------------|-------|
| Effective Duration (yrs)         | 7.59  |
| Benchmark Duration (yrs)         | 8.26  |
| Current Yield (%)*               | 5.18  |
| Estimated Yield to Maturity (%)* | 5.43  |
| Annualised Distribution Yield†   | 3.30  |
| Average Coupon (%)               | 5.00  |
| Effective Maturity (yrs)         | 13.81 |

| Performance (Net of Fees) | 1 Mo. | 3 Mos. | 6 Mos. | 1 Yr. | 3 Yrs. | 5 Yrs. | 10 Yrs. | SI   |
|---------------------------|-------|--------|--------|-------|--------|--------|---------|------|
| E, Acc (%)                | 0.43  | 2.19   | 0.50   | 4.20  | 5.82   | 4.55   | 4.23    | 5.34 |
| E, Inc (%)                | 0.43  | 2.22   | 0.54   | 4.26  | 5.83   | 4.54   | 4.23    | 5.47 |
| Benchmark (%)             | 0.54  | 2.53   | 0.76   | 3.57  | 5.95   | 4.23   | 5.20    | —    |

Past Performance is not a guarantee or reliable indicator of future results and no guarantee is being made that similar returns will be achieved in the future.

| Performance (Net of Fees) | Jul'2016-Jul'2017 | Jul'2017-Jul'2018 | Jul'2018-Jul'2019 | Jul'2019-Jul'2020 | Jul'2020-Jul'2021 |
|---------------------------|-------------------|-------------------|-------------------|-------------------|-------------------|
| E, Acc (%)                | 6.61              | -1.11             | 9.73              | 3.65              | 4.20              |
| E, Inc (%)                | 6.56              | -1.15             | 9.65              | 3.67              | 4.26              |
| Benchmark (%)             | 4.59              | -1.09             | 10.33             | 4.08              | 3.57              |

Past Performance is not a guarantee or reliable indicator of future results and no guarantee is being made that similar returns will be achieved in the future.

| Calendar Year (Net of Fees) | 2011 | 2012  | 2013  | 2014 | 2015  | 2016  | 2017 | 2018  | 2019  | 2020 | YTD   |
|-----------------------------|------|-------|-------|------|-------|-------|------|-------|-------|------|-------|
| E, Acc (%)                  | 5.80 | 17.59 | -7.10 | 0.83 | -3.56 | 13.69 | 9.25 | -5.19 | 14.61 | 6.25 | -0.69 |
| E, Inc (%)                  | 5.81 | 17.60 | -7.05 | 0.81 | -3.54 | 13.65 | 9.20 | -5.26 | 14.61 | 6.26 | -0.63 |
| Benchmark (%)               | 8.46 | 18.54 | -6.58 | 5.53 | 1.23  | 10.19 | 9.32 | -4.61 | 14.42 | 5.88 | -0.46 |

Current MIFID legislation prevents us from reporting performance data for funds with less than a 12 month track record.

**Past Performance is not a guarantee or reliable indicator of future results and no guarantee is being made that similar returns will be achieved in the future.** The benchmark is the J.P. Morgan Emerging Markets Bond Index (EMBI) Global. All periods longer than one year are annualised. SI is the performance since inception.

## ABOUT THE BENCHMARK

J.P. Morgan Emerging Markets Bond Index (EMBI) Global tracks total returns for United States Dollar denominated debt instruments issued by emerging market sovereign and quasi-sovereign entities: Brady bonds, loans, and Eurobonds. It is not possible to invest directly in an unmanaged index.

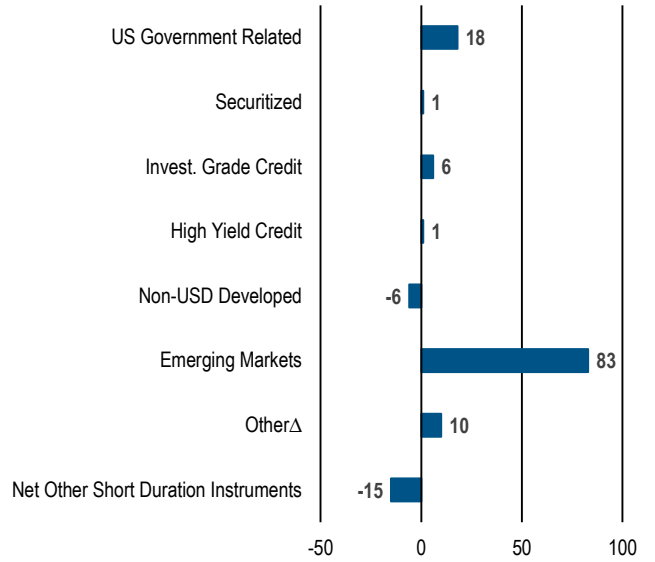
Unless otherwise stated in the prospectus or in the relevant key investor information document, the Fund is not managed against a particular benchmark or index, and any reference to a particular benchmark or index in this factsheet is made solely for risk or performance comparison purposes.<sup>7</sup>

Top 10 Holdings (%MV)\*

|  |     |
|--|-----|
| SOUTH AFRICA (REP) BD SER R186           | 1.7 |
| PEMEX SR UNSEC                           | 1.2 |
| PEMEX SR UNSEC                           | 1.2 |
| MEXICO GOVT (UMS) GLBL SR NT             | 1.0 |
| SAUDI INTERNATIONAL BOND REGS            | 1.0 |
| REPUBLIC OF TURKEY SR UNSEC              | 0.8 |
| SOUTHERN GAS CORRIDOR GOV GTD UNSEC REGS | 0.8 |
| PEMEX SR UNSEC                           | 0.7 |
| REPUBLIC OF ARGENTINA                    | 0.7 |
| SAUDI ARABIAN OIL CO SR UNSEC REGS       | 0.7 |

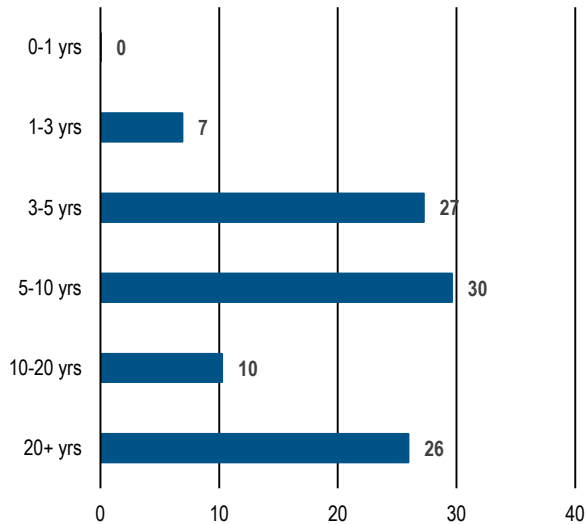
\*Top 10 holdings as of 31/03/2021, excluding derivatives.  
Source: PIMCO

Sector Allocation (%MV)



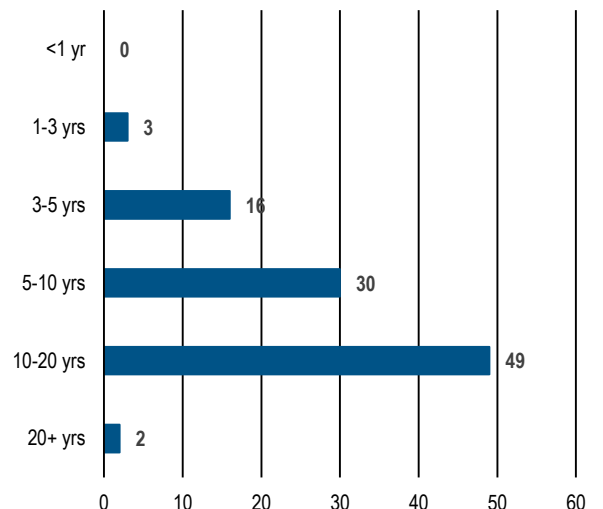
Source: PIMCO

Maturity (%MV)



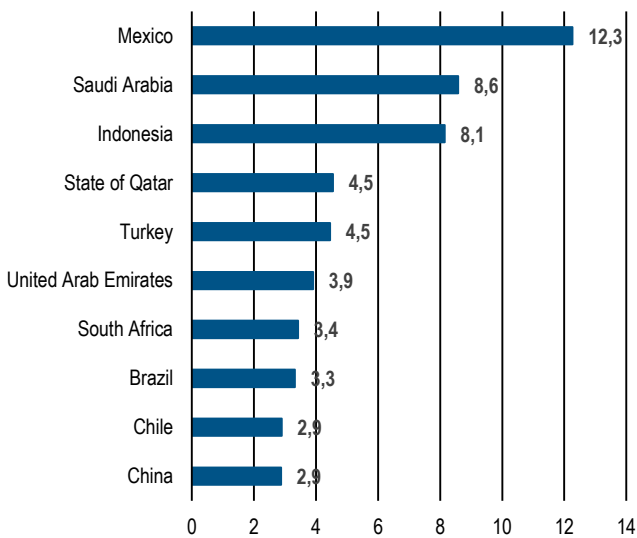
Source: PIMCO

Duration (%DWE)



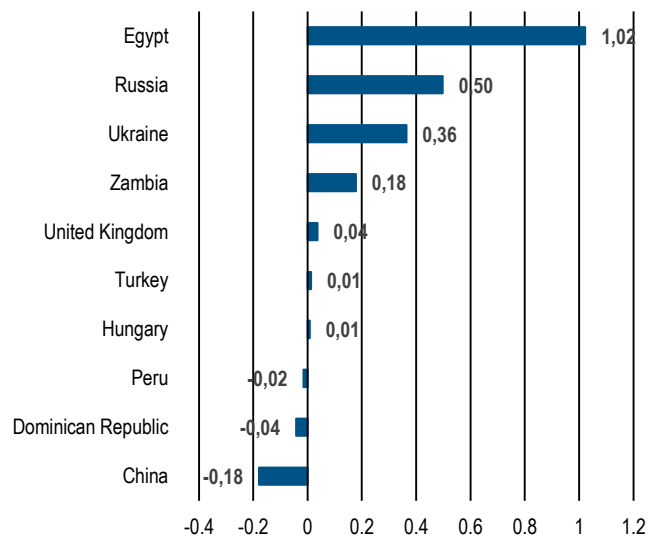
Source: PIMCO

Top 10 Emerging Market Country Exposure (%DWE)



Source: PIMCO

Top 10 Currency Exposure (%MV)



Source: PIMCO

<sup>†</sup> Differences in the Fund's performance versus the index and related attribution information with respect to particular categories of securities or individual positions may be attributable, in part, to differences in the pricing methodologies used by the Fund and the index. <sup>‡</sup>Yields reported gross of fees, the deduction of which will reduce the yield. <sup>‡</sup>Annualised Distribution Yield is as of last quarter ending 07/31/2021. <sup>‡</sup>Where permitted by the investment guidelines stated in the portfolios offering documents, "other" may include exposure to, convertibles, preferred, common stock, equity-related securities, and Yankee bonds. Negative allocations may result from derivative positions and unsettled trades and does not imply the fund is short cash, is levered, or that the derivatives are not fully cash backed. Duration is the sensitivity of a fixed income security to a change in interest rates. The longer the duration of a fixed income security, the higher its sensitivity to interest rates. Duration Weighted Exposure (DWE%) is the percentage weight of each sector's contribution to the overall duration of the fund. Morningstar ratings are shown for funds with 4 or 5 star ratings only. Other share classes ratings are either lower or unavailable. A rating is not a recommendation to buy, sell or hold a fund. Copyright © 2021 Morningstar Ltd. All Rights Reserved. The information contained herein: (1) is proprietary to Morningstar and/or its content providers; (2) may not be copied or distributed; and (3) is not warranted to be accurate, complete or timely. Neither Morningstar nor its content providers are responsible for any damages or losses arising from any use of this information. Past performance is no guarantee of future results.

**Past Performance is not a guarantee or reliable indicator of future results and no guarantee is being made that similar returns will be achieved in the future.** This communication is for information purposes only and must be accompanied or preceded by a PIMCO Funds: Global Investors Series plc prospectus. A copy of the fund's prospectus and Key Investor Information Document can be obtained free of charge from the Administrator: State Street Fund Services (Ireland) Limited, Telephone +353 1 776 9990, Fax +353 1 562 5519. The prospectus, the key investor information documents, the articles of association as well as the annual and semi-annual reports of PIMCO Funds: Global Investors Series plc may be obtained free of charge from the representative in Switzerland. The representative and the paying agent of PIMCO Funds: Global Investors Series plc in Switzerland is BNP Paribas Securities Services, Paris, succursale de Zurich, Selnaustrasse 16, 8002 Zurich. The prospectus, key investor information documents, the articles of association and the annual and semi-annual reports may be obtained free of charge in Luxembourg from the funds Luxembourg paying agent. The Luxembourg paying agent is BNP Paribas Securities Services, 23, avenue de la Porte-Neuve L-2085 Luxembourg. PIMCO Asia Limited is licensed pursuant to the Securities and Futures Ordinance in Hong Kong. The services and products described in this communication are only available to professional clients as defined in the MiFID II Directive 2014/65/EU Annex II Handbook and its implementation of local rules. This communication is not a public offer and individual investors should not rely on this document. Opinion and estimates offered constitute our judgment and are subject to change without notice, as are statements of financial market trends, which are based on current market conditions. We believe the information provided here is reliable, but do not warrant its accuracy or completeness. **PIMCO Europe Ltd (Company No. 2604517)** is authorised and regulated by the Financial Conduct Authority (12 Endeavour Square, London E20 1JN) in the UK. The services provided by PIMCO Europe Ltd are not available to retail investors, who should not rely on this communication but contact their financial adviser. **PIMCO Europe GmbH (Company No. 192083, Seidlstr. 24-24a, 80335 Munich, Germany), PIMCO Europe GmbH Italian Branch (Company No. 10005170963), PIMCO Europe GmbH Irish Branch (Company No. 909462), PIMCO Europe GmbH UK Branch (Company No. BR022803) and PIMCO Europe GmbH Spanish Branch (N.I.F. W2765338E)** are authorised and regulated by the German Federal Financial Supervisory Authority (BaFin) (Marie-Curie-Str. 24-28, 60439 Frankfurt am Main) in Germany in accordance with Section 32 of the German Banking Act (KWG). The Italian Branch, Irish Branch, UK Branch and Spanish Branch are additionally supervised by: (1) Italian Branch: the Commissione Nazionale per le Società e la Borsa (CONSOB) in accordance with Article 27 of the Italian Consolidated Financial Act; (2) Irish Branch: the Central Bank of Ireland in accordance with Regulation 43 of the European Union (Markets in Financial Instruments) Regulations 2017, as amended; (3) UK Branch: the Financial Conduct Authority; and (4) Spanish Branch: the Comisión Nacional del Mercado de Valores (CNMV) in accordance with obligations stipulated in articles 168 and 203 to 224, as well as obligations contained in Title V, Section I of the Law on the Securities Market (LSM) and in articles 111, 114 and 117 of Royal Decree 217/2008, respectively. The services provided by PIMCO Europe GmbH are available only to professional clients as defined in Section 67 para. 2 German Securities Trading Act (WpHG). They are not available to individual investors, who should not rely on this communication. | **PIMCO (Schweiz) GmbH (registered in Switzerland, Company No. CH-020.4.038.582-2)**. The services provided by PIMCO (Schweiz) GmbH are not available to retail investors, who should not rely on this communication but contact their financial adviser. PIMCO Asia Pte Ltd (Registration No. 199804652K) is regulated by the Monetary Authority of Singapore. In Singapore this material is for Institutional and accredited Investors only. PIMCO Australia Pty Ltd, AFSL 246862 and ABN 54084280508, offers services to wholesale clients as defined in the Corporations Act 2001. PIMCO Japan Ltd, Financial Instruments Business Registration Number: Director of Kanto Local Finance Bureau (Financial Instruments Firm) No.382. Member of Japan Securities Investment Advisers Association and Investment Trusts Association. Investment management products and services offered by PIMCO Japan Ltd are offered only to persons within its respective jurisdiction, and are not available to persons where provision of such products or services is unauthorized. PIMCO Canada Corp provides services only to accredited investors within certain provinces or territories in accordance with applicable law. PIMCO provides services to qualified institutions and investors who fall within the category of professional client as defined in the FCA's Handbook. Retail investors wishing to purchase PIMCO Funds shares should do so via their financial intermediary. This report is not a public offer. This information is not for use within any country or with respect to any person(s) where such use could constitute a violation of the applicable law. PIMCO Funds: Global Investors Series plc is an umbrella type open-ended investment company with variable capital and is incorporated with limited liability under the laws of Ireland with registered number 276928. The information is not for use within any country or with respect to any person(s) where such use could constitute a violation of the applicable law. The information contained in this communication is intended to supplement information contained in the prospectus for this Fund and must be read in conjunction therewith. Investors should consider the investment objectives, risks, charges and expenses of these Funds carefully before investing. This and other information is contained in the Fund's prospectus. Please read the prospectus carefully before you invest or send money. Past performance is not a guarantee or a reliable indicator of future results and no guarantee is being made that similar returns will be achieved in the future. Returns are net of fees and other expenses and include reinvestment of dividends. The performance data represents past performance and investment return and principal value will fluctuate so that the PIMCO GIS Funds shares, when redeemed, may be worth more or less than the original cost. Potential differences in performance figures are due to rounding. The Fund may invest in non-U.S. or non-Eurozone securities which involves potentially higher risks including non-U.S. or non-Euro currency fluctuations and political or economic uncertainty. For informational purposes only. Please note that not all Funds are registered for sale in every jurisdiction. Please contact PIMCO for more information. For additional information and/or a copy of the Fund's prospectus, please contact the Administrator: State Street Fund Services (Ireland) Limited, Telephone +353-1-776-0142, Fax +353-1-562-5517. © 2021, PIMCO.

#### **Additional Information**

A Prospectus is available for PIMCO Funds: Global Investors Series plc (the Company) and Key Investor Information Documents (KIIDs) are available for each share class of each the sub-funds of the Company.

The Company's Prospectus can be obtained from [www.fundinfo.com](http://www.fundinfo.com) and is available in English, French, German, Italian, Portuguese and Spanish.

The KIIDs can be obtained from [www.fundinfo.com](http://www.fundinfo.com) and are available in one of the official languages of each of the EU Member States into which each sub-fund has been notified for marketing under the Directive 2009/65/EC (the UCITS Directive).

In addition, a summary of investor rights is available from [www.pimco.com](http://www.pimco.com). The summary is available in [English].

The sub-funds of the Company are currently notified for marketing into a number of EU Member States under the UCITS Directive. [PIMCO Global Advisors (Ireland) Limited] can terminate such notifications for any share class and/or sub-fund of the Company at any time using the process contained in Article 93a of the UCITS Directive.