

Allianz Geldmarktfonds Spezial - A - EUR

Euro money market fund



Investment Objective

The fund invests in money-market instruments of the two highest short-term rating categories as well as in bank deposits. Government money-market instruments may also be acquired if they have an investment-grade rating. The share of asset-backed instruments is limited to 40%. The individual instruments may have a remaining term to maturity of no more than two years and a maximum interest-matching period of 397 days. The duration (median period for which capital is tied up) of the fund is a maximum of 6 months. Foreign-currency positions are hedged against euros. The investment aims are the preservation of capital and capital appreciation in line with money-market returns.

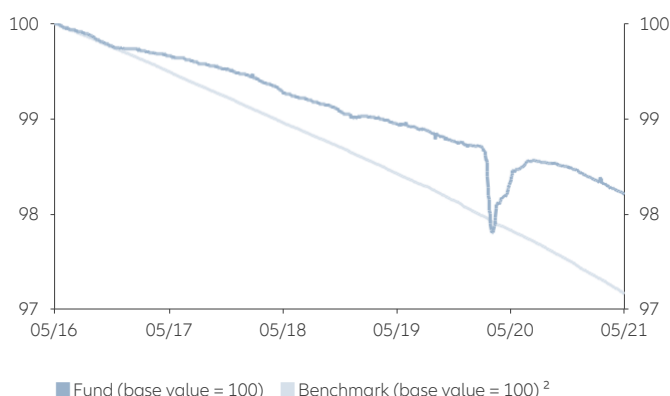
Fund Manager

Ali Ozenici
(since 01/06/2020)

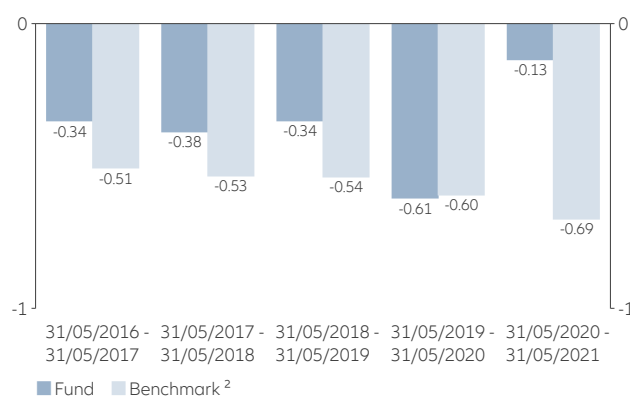
Guillaume Zilliox
(since 01/02/2021)

Performance

Over 5 Years ¹



Annual Performance (%) ¹



Performance History (%) ¹

	YTD	1M	3M	6M	1Y	3Y	3Y p.a.	5Y	5Y p.a.	S. Inc.	S. Inc. p.a.	2016	2017	2018	2019	2020
Fund	-0.25	-0.05	-0.15	-0.29	-0.13	-1.08	-0.36	-1.79	-0.36	51.22	1.57	-0.45	-0.26	-0.44	-0.31	-0.29
Benchmark ²	-0.30	-0.06	-0.18	-0.36	-0.69	-1.81	-0.61	-2.83	-0.57	57.88	1.74	-0.46	-0.53	-0.54	-0.57	-0.64

Key Information

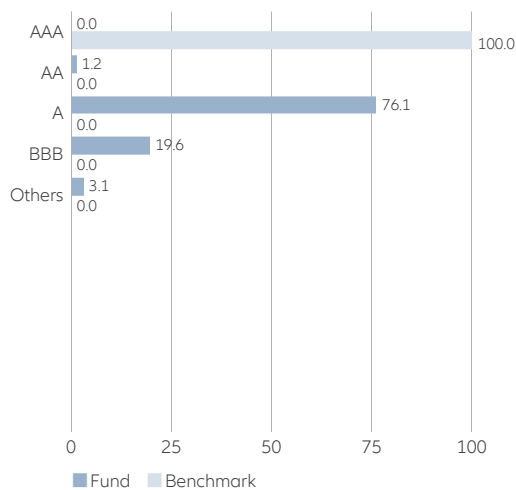
ISIN / German security no.	DE0008476276 / 847 627
Benchmark ²	LIBID EUR 1-Month (in EUR)
Management company	Allianz Global Investors GmbH
Investment manager	Allianz Global Investors GmbH, France branch
Custodian bank	State Street Bank International GmbH
Launch date	02/12/1994
Net assets	189.87 mn. EUR
Share class volume	133.77 mn. EUR
Financial year end	31/12/
Distribution payout on 01/03/2021	0.126 EUR
Distribution frequency	annually
Registered for sale in	AT, DE

Risk/ Return Ratios

	3 Years	5 Years
Alpha (%)	0.25	0.21
Beta	11.91	8.01
Coefficient of correlation	0.52	0.43
Information ratio	0.44	0.48
Sharpe ratio ³	0.07	0.02
Treynor ratio	0.00	0.00
Tracking error (%)	0.57	0.44
Volatility (%) ⁴	0.58	0.45

Portfolio Structure ⁵

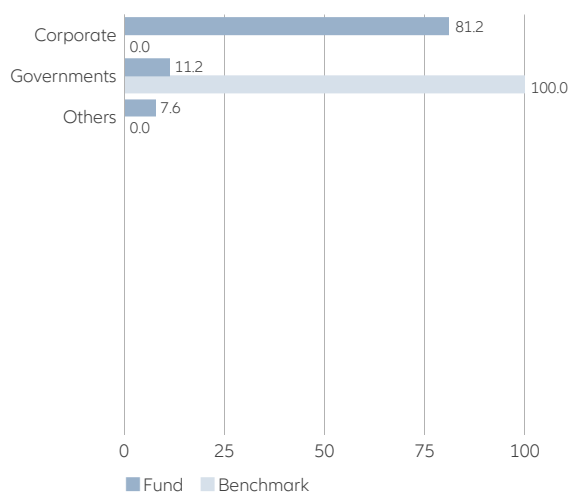
Rating Breakdown (%) (weighted by duration) ⁶



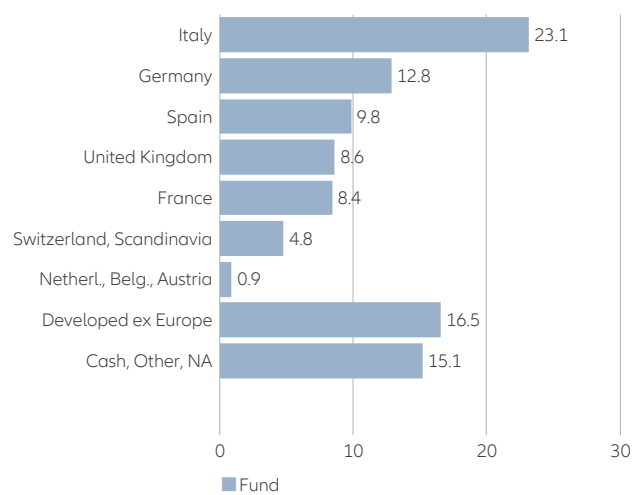
Top 10 Holdings (%)

GOLDMAN SACHS GROUP INC EMTN VAR 09.09.2022	4.48
MORGAN STANLEY GMTN VAR 08.11.2022	4.44
ALLIANZ CASH FACILITY FD-I3	4.42
ALLIANZ SECURICASH SRI-W	4.28
BANCO BILBAO VIZCAYA ARG GMTN VAR 12.04.2022	4.23
NATWEST MARKETS PLC EMTN VAR 27.09.2021	4.23
UBS GROUP AG . VAR 20.09.2022	3.96
FCA BANK SPA IRELAND EMTN VAR 17.06.2021	3.79
BUONI ORDINARI DEL TES ZERO 30.06.2021	3.16
CITIGROUP INC EMTN FIX 0.500% 29.01.2022	2.95
Total	39.94

Issuer/type of issue Breakdown (%) (weighted by duration)



Country/Location Breakdown (%) (weighted by market value)



Key Figures

Effective Duration (%)	0.26
Average nominal return (%)	0.42
Yield to worst (%) ⁷	-0.34
Average rating	A

Fee Structure

All-in fee in % p.a. ⁸	currently 0.15 (max. 0.55) + performance-related ⁹
TER (%) ¹⁰	0.14
Additional performance fee (%)	0.08

Additional Fund Information

Bloomberg Ticker	DITDRGS GR
Reuters Ticker	ALLIANZGI01

Opportunities

- + Money market-related yields
- + Relatively high degree of price stability
- + Broad diversification across numerous securities
- + Possible extra returns through single security analysis and active management

Risks

- Money market rates vary
- Price declines cannot be ruled out
- Limited participation in the yield potential of single securities
- Success of single security analysis and active management not guaranteed

FOR FUND DISTRIBUTORS AND PROFESSIONAL INVESTORS ONLY

- 1) Calculated at the net asset value, excl. front-end load, distributions reinvested. Calculation according to method as defined by BVI, the German Fund Companies Association. Past performance is not a reliable indicator of future results. **Any front-end loads reduce the capital employed and the performance.**
- 2) Benchmark history: until 31/07/2021 LIBID EUR 1-Month (in EUR), until 01/07/2008 1-MonatsLibid
- 3) The Sharpe ratio states the relationship between the return generated by the fund and the investment risk. The fund's excess return versus the risk-free market rate is compared to volatility. Negative values are not meaningful.
- 4) Volatility measures the fluctuation range of the fund's performance over a specified period of time.
- 5) This is for guidance only and not indicative of future allocation.
- 6) Breakdown based on best available rating for each security. Data published by index provider are based on average ratings and may be different.
- 7) Represents the lowest potential yield that an investor could theoretically receive on the bond up to maturity if bought at the current price (excluding the default case of the issuer). The yield to worst is determined by making worst-case scenario assumptions, calculating the returns that would be received if worst-case scenario provisions, including prepayment, call or sinking fund, are used by the issuer (excluding the default case). It is assumed that the bonds are held until maturity and interest income is reinvested on the same conditions. Calculation is before currency hedging. The yield to worst is a portfolio characteristic; in particular, it does not reflect the actual fund income. The expenses charged to the fund are not taken into account. As a result, the yield to worst is not suitable as an indicator of the future performance of a bond fund. Forecasts are not a reliable indicator of future results.
- 8) The all-in fee includes the expenses previously called management, administration and distribution fees. Any payment of a trail fee by the management company to a distribution partner will be effected from the all-in fee.
- 9) Fee linked to the performance of the unit class (Outperformance Fee): 20% p.a. of any returns the unit class achieves above the benchmark, the 1-month Libid Euro. Please refer to the current prospectus for details on the calculation.
- 10) TER generally: Total cost (except transaction costs) charged to the fund during the last financial year. TER for funds-of-funds: The costs incurred by the fund itself (except transaction costs). Since the fund held other investment units ("target funds") in the reporting period, further costs, charges and fees may have been incurred at the level of the target fund.

Disclaimer

Investing involves risk. The value of an investment and the income from it may fall as well as rise and investors might not get back the full amount invested. Investing in fixed income instruments may expose investors to various risks, including but not limited to creditworthiness, interest rate, liquidity and restricted flexibility risks. Changes to the economic environment and market conditions may affect these risks, resulting in an adverse effect to the value of the investment. During periods of rising nominal interest rates, the values of fixed income instruments (including short positions with respect to fixed income instruments) are generally expected to decline. Conversely, during periods of declining interest rates, the values of these instruments are generally expected to rise. Liquidity risk may possibly delay or prevent account withdrawals or redemptions. Allianz Geldmarktfonds Spezial is an open-ended investment fund organised under the laws of Germany. Past performance is not a reliable indicator of future results. If the currency in which the past performance is displayed differs from the currency of the country in which the investor resides, then the investor should be aware that due to the exchange rate fluctuations the performance shown may be higher or lower if converted into the investor's local currency. This is for information only and not to be construed as a solicitation or an invitation to make an offer, to conclude a contract, or to buy or sell any securities. The products or securities described herein may not be available for sale in all jurisdictions or to certain categories of investors. This is for distribution only as permitted by applicable law and in particular not available to residents and/or nationals of the USA. The investment opportunities described herein do not take into account the specific investment objectives, financial situation, knowledge, experience or specific

needs of any particular person and are not guaranteed. The views and opinions expressed herein, which are subject to change without notice, are those of the issuer companies at the time of publication. The data used is derived from various sources, and assumed to be correct and reliable at the time of publication. The conditions of any underlying offer or contract that may have been, or will be, made or concluded, shall prevail. For a free copy of the sales prospectus, incorporation documents, daily fund prices, key investor information, latest annual and semi-annual financial reports, contact the management company Allianz Global Investors GmbH in the fund's country of domicile, Germany, or the issuer at the address indicated below or www.allianzgi-regulatory.eu. Austrian investors may also contact the Austrian information agent Allianz Investmentbank AG, Hietzinger Kai 101-105, A-1130 Vienna. Please read these documents, which are solely binding, carefully before investing. This is a marketing communication issued by Allianz Global Investors GmbH, www.allianzgi.com, an investment company with limited liability, incorporated in Germany, with its registered office at Bockenheimer Landstrasse 42-44, 60323 Frankfurt/M, registered with the local court Frankfurt/M under HRB 9340, authorised by Bundesanstalt für Finanzdienstleistungsaufsicht (www.bafin.de). Allianz Global Investors GmbH has established branches in the United Kingdom, France, Italy, Spain, Luxembourg, Sweden, Belgium and the Netherlands. Contact details and information on the local regulation are available here (www.allianzgi.com/Info). The duplication, publication, or transmission of the contents, irrespective of the form, is not permitted; except for the case of explicit permission by Allianz Global Investors GmbH.