

Global Investment Grade Credit Fund

CLASS E ACCUMULATION AND INCOME SHARES

FUND DESCRIPTION

The investment objective of the Fund is to seek to maximise total return, consistent with preservation of capital and prudent investment management.

The Global Investment Grade Credit Fund is an actively managed portfolio that invests primarily in investment grade global corporate instruments. The fund is diversified broadly across industries, issuers, and regions on the basis of PIMCO's top-down and bottom-up processes.

The fund offers diversification benefits and greater income potential relative to government bonds or domestic corporate strategies while seeking to retain many of the defensive features of government bonds.

The Fund may use or invest in financial derivatives.

The fund looks to benefit from PIMCO's investment process, which combines our global top-down views on the macroeconomic environment with independent bottom-up security analysis. PIMCO's investment team has the experience and depth to actively manage a broad and diversified opportunity set.

KEY FACTS

	Accumulation	Income
Bloomberg Ticker	PGIGCEA	PIMCRED
ISIN	IE00B3K7XK29	IE00B2R34T20
Sedol	B3K7XK2	BR234T2
CUSIP	G70980589	G7097Y651
Valoren	3767979	3752071
WKN	A0RDQF	A0QZUQ
Inception Date	10/12/2008	30/04/2008
Distribution	—	Quarterly
Unified Management Fee	1.39% p.a.	1.39% p.a.
Fund Type	UCITS	
Portfolio Manager	Mark R. Kiesel, Mohit Mittal, Jelle Brons	
Total Net Assets	17.8 (USD in Billions)	
Fund Base Currency	USD	
Share Class Currency	USD	

Performance (Net of Fees)

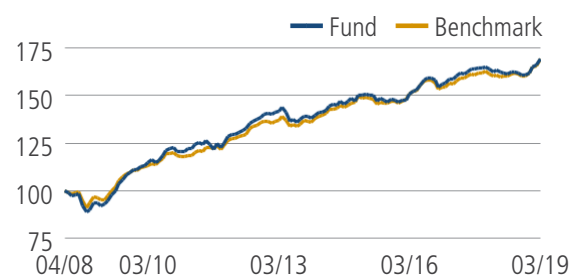


Chart shows performance from the first month-end, rebased to 100, for the E Inc USD class. Past performance is not a guarantee or reliable indicator of future results. Source: PIMCO

Performance (Net of Fees)	1 Mo.	3 Mos.	6 Mos.	1 Yr.	3 Yrs.	5 Yrs.	10 Yrs.	SI
Class E, Acc (%) ³	1.82	4.61	4.49	3.76	3.94	3.70	6.19	6.28
Net of 5% Preliminary Charge ⁴	-3.29	-0.61	-0.72	-1.43	2.17	2.64	5.64	5.75
Class E, Inc (%) ³	1.84	4.61	4.55	3.83	3.95	3.71	6.18	4.95
Net of 5% Preliminary Charge ⁴	-3.29	-0.65	-0.67	-1.39	2.18	2.65	5.64	4.46
Benchmark (%)	2.10	4.35	4.71	5.16	3.84	3.91	5.88	—

Past performance is not necessarily indicative of future performance. The benchmark is the Bloomberg Barclays Global Aggregate Credit Index (USD Hedged). All periods longer than one year are annualised. SI is the performance since inception. ³ Performance shown is on a NAV-to-NAV basis in the denominated currency, excluding the preliminary charge and on the assumption that distributions are reinvested, as applicable. ⁴ Performance shown is on a NAV-to-NAV basis in the denominated currency, taking into account the preliminary charge and on the assumption that distributions are reinvested, as applicable. A preliminary charge of up to 5% may or may not be deducted from the subscription amount depending on the distributor from whom you had purchased shares, as such this may not represent actual performance returns.

Top 10 Corporate Holdings

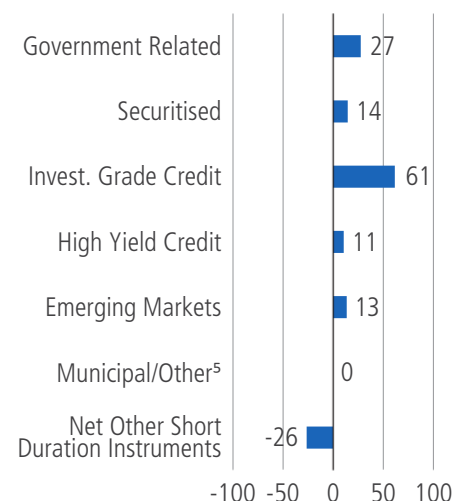
DEUTSCHE BANK NY SR UNSEC	0.6
UBS AG STAMFORD CT GLBL SUB	0.5
UNICREDIT SPA SR UNSEC 144A	0.5
BELLSOUTH CORP SR UNSEC 144A	0.5
GOLDMAN SACHS GROUP INC SR UNSEC	0.4
RABOBANK NEDERLAND SCN REGS	0.4
STATE BANK INDIA/LONDON SR UNSEC	0.4
CREDIT SUISSE GROUP AG UNSEC 144A	0.4
JPMORGAN CHASE & CO SR UNSEC	0.4
KBC GROUP NV JR SUB COCO	0.4

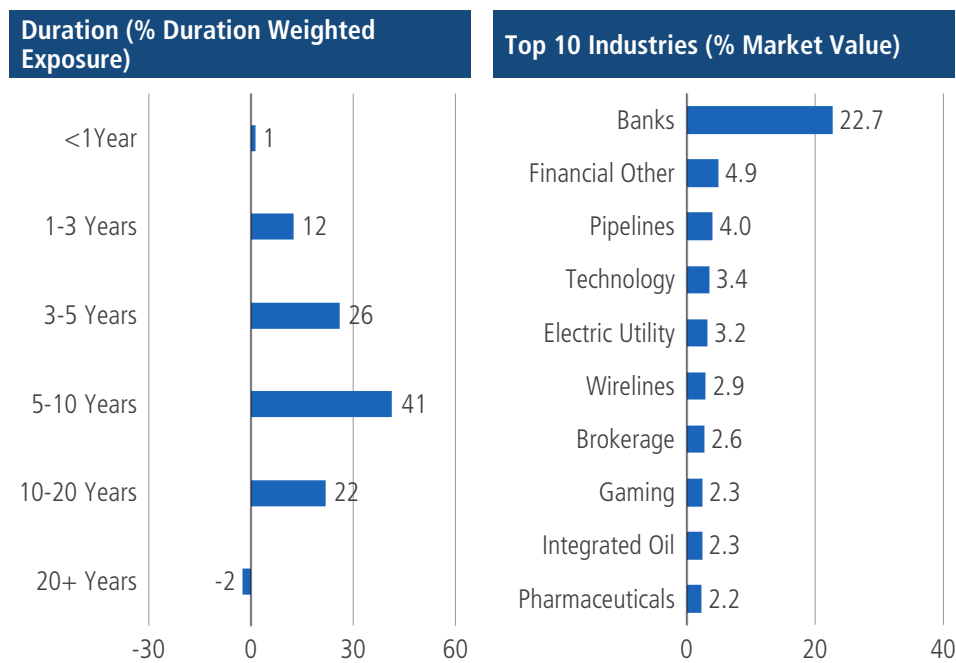
*Top 10 corporate holdings as of 31/12/2018, excluding derivatives.

Fund Statistics

Effective Duration (yrs)	5.66
Benchmark Duration (yrs)	6.47
Current Yield (%) ¹	3.95
Estimated Yield to Maturity (%) ¹	4.43
Annualised Distribution Yield ²	2.61
Average Coupon (%)	4.07
Effective Maturity (yrs)	8.20
Average Credit Quality	A

Sector Allocation (% Market Value)





Source: PIMCO, index provider for benchmark data. Dividend is not guaranteed. Past distributions are not necessarily indicative of future trends, which may be lower. A positive distribution yield does not imply a positive return. Data does not include special cash dividends. Distribution payments of the Fund where applicable, may at the sole discretion of the Fund, be made out of either income and/ or capital of the Fund. In the case of the Fund, the Fund may at its discretion pay dividends out of capital which may result in an immediate reduction of the Fund's NAV per share. In the case of Income II Shares, the Fund may at its discretion pay dividends out of capital as well as take into account the yield differential arising from share class currency hedging (which constitutes a distribution from capital). The management and other fees payable by the Income II Shares may also be charged to the capital of the Income II Shares, resulting in an increase in distributable income available for the payment of dividends and therefore, the Income II Shares may effectively pay dividends out of capital. This may result in an immediate reduction of the NAV per share for the Income II Shares. Please refer to www.pimco.com.sg for more information on income statistics. ¹ Yields reported gross of fees, the deduction of which will reduce the yield. ² Annualised Distribution Yield is as of last quarter ending 31/03/2019. ³ Where permitted by the investment guidelines stated in the portfolios offering documents, "other" may include exposure to, convertibles, preferred, common stock, equity-related securities, and Yankee bonds. Negative allocations may result from derivative positions and unsettled trades and does not imply the fund is short cash, is levered, or that the derivatives are not fully cash backed. Duration is the sensitivity of a fixed income security to a change in interest rates. The longer the duration of a fixed income security, the higher its sensitivity to interest rates. Duration Weighted Exposure (DWE%) is the percentage weight of each sector's contribution to the overall duration of the fund. Morningstar ratings are shown for funds with 4 or 5 star ratings only. Other share classes ratings are either lower or unavailable. A rating is not a recommendation to buy, sell or hold a fund. Copyright © 2019 Morningstar Ltd. All Rights Reserved. The information contained herein: (1) is proprietary to Morningstar and/or its content providers; (2) may not be copied or distributed; and (3) is not warranted to be accurate, complete or timely. Neither Morningstar nor its content providers are responsible for any damages or losses arising from any use of this information. Past performance is no guarantee of future results. Investment involves risk including possible loss of the principal amount invested. Past performance is not a guarantee or a reliable indicator of future results and no guarantee is being made that similar returns will be achieved in the future. The value of shares of the Fund and the income accruing to them, if any, may fall or rise. Investment returns denominated in non-local currency may be exposed to exchange rate fluctuations. Investors should consider the investment objectives, risks, charges and expenses carefully before investing. This and other information is contained in the Fund's Singapore Prospectus which is available and can be obtained from our website www.pimco.com.sg, a Fund distributor or the Singapore Representative. Prospective investors should read the Fund's Singapore Prospectus before deciding whether to subscribe for or purchase shares in any of the Funds. Investors may wish to seek advice from a financial adviser before making a commitment to invest and in the event you choose not to seek advice, you should consider whether the investment is suitable for you. PIMCO Funds: Global Investors Series plc is an umbrella type open-ended investment company with variable capital and with segregated liability between Funds incorporated with limited liability under the laws of Ireland with registered number 276928. PIMCO Funds: Global Investors Series plc has appointed PIMCO Asia Pte Ltd as the Singapore Representative. This document is issued by PIMCO Asia Pte Ltd (8 Marina View, #30-01, Asia Square Tower 1, Singapore 018960, Registration No. 199804652K). This advertisement has not been reviewed by the Monetary Authority of Singapore. No part of this publication may be reproduced in any form, or referred to in any other publication, without express written permission. Unified management fee is a single fixed Management Fee out of which the fees of the Investment Advisers, the Administrator and Custodian shall be paid, and certain other expenses including the fees of Paying Agents (and other local representatives) in jurisdictions where the Funds are registered. PIMCO is a trademark of Allianz Asset Management of America L.P. in the United States and throughout the world. Copyright 2019, PIMCO.

ABOUT THE BENCHMARK

Bloomberg Barclays Global Aggregate Credit Index (USD Hedged) is an unmanaged Index that provides a broad-based measure of the global investment-grade fixed income markets. The three major components of this index are the U. S. Aggregate, the Pan- European Aggregate, and the Asian- Pacific Aggregate Indices. This index excludes Government and Securitized Securities. The index also includes Eurodollar and Euro-Yen corporate bonds, Canadian securities, and USD investment grade 144A securities. It is not possible to invest in an unmanaged index.

Unless otherwise stated in the prospectus or in the relevant key investor information document, the Fund is not managed against a particular benchmark or index, and any reference to a particular benchmark or index in this factsheet is made solely for risk or performance comparison purposes.

MANAGER

PIMCO Global Advisors (Ireland) Limited

INVESTMENT ADVISOR

Pacific Investment Management Company LLC

ABOUT PIMCO

PIMCO is one of the world's premier fixed income investment managers. Since our founding in 1971 in Newport Beach, California, we have continued to bring innovation and expertise to our partnership with clients seeking the best investment solutions. Today our professionals work in 14 offices across the globe, united by a single purpose: creating opportunities for investors in every environment.

For questions regarding the PIMCO Funds: Global Investors Series plc, please call +65 6826 7589

Visit our website for a full menu of products and services at pimco.com.sg