

# Allianz Rohstofffonds - A - EUR

Indirect equity investments in the metals and mining segment



## Investment Objective

Allianz Rohstofffonds (feeder fund) invests at least 95% of its assets in Allianz Global Metals and Mining (master fund). This fund invests in the global equity market, primarily in the natural resources segment with the aim of attaining capital growth in the long-term. In effect, the greatest possible participation of the feeder fund in the master fund and its performance is sought.

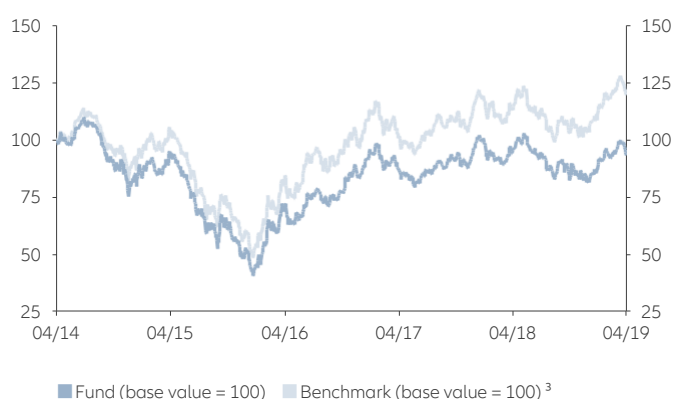


## Fund Manager <sup>1</sup>

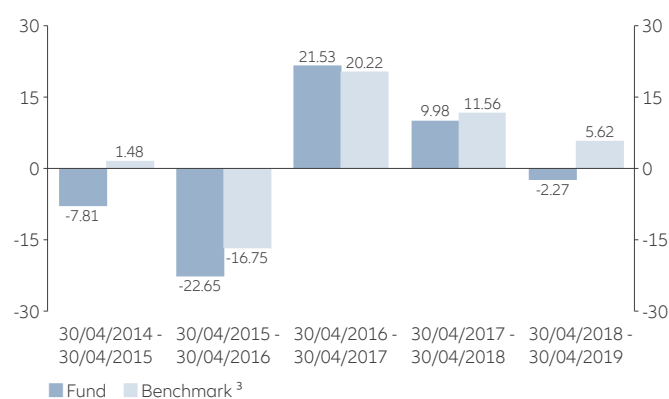
David Finger  
(since 01/10/2013)

## Performance

### Over 5 Years <sup>2</sup>



### Annual Performance (%) <sup>2</sup>



### Performance History (%) <sup>2</sup>

	YTD	1M	3M	6M	1Y	3Y	3Y p.a.	5Y	5Y p.a.	S. Inc.	S. Inc. p.a.	2014	2015	2016	2017	2018
Fund	12.10	-2.77	3.02	9.97	-2.27	30.63	9.31	-6.86	-1.41	166.89	2.78	-15.08	-36.03	63.70	13.10	-13.98
Benchmark <sup>3</sup>	13.85	-2.83	4.06	13.23	5.62	41.65	12.31	19.67	3.66	-	-	-6.74	-34.00	66.91	15.68	-8.74

## Key Information

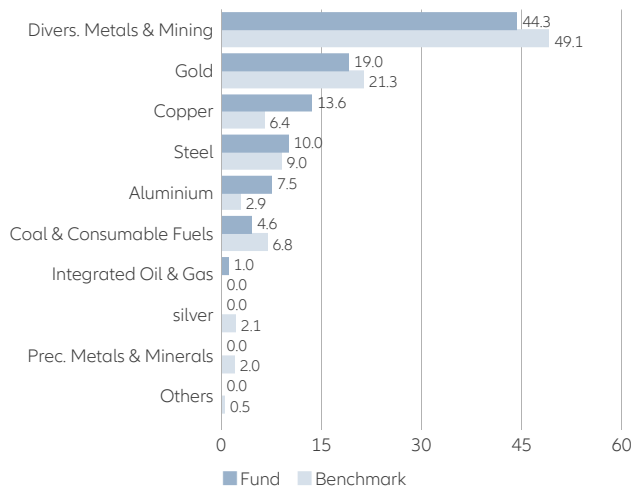
ISIN / German security no.	DE0008475096 / 847 509
Benchmark <sup>3</sup>	Euromoney Global Mining Net Total Return
Management company	Allianz Global Investors GmbH, Frankfurt
Custodian bank	State Street Bank International GmbH
Launch date	25/07/1983
Net assets	394.50 mn. EUR
Share class volume	393.85 mn. EUR
Financial year end	31/12/
Distribution payout on 04/03/2019	0.307 EUR
Distribution frequency	annually
Registered for sale in	DE, TW, AT

## Risk/ Return Ratios <sup>2</sup>

	3 Years	5 Years
Alpha (%)	-2.99	-5.07
Beta	0.82	0.96
Coefficient of correlation	0.93	0.94
Information ratio	-0.41	-0.58
Sharpe ratio <sup>4</sup>	0.55	-0.04
Treynor ratio	11.87	-1.21
Tracking error (%)	7.28	8.79
Volatility (%) <sup>5</sup>	17.61	25.89
Active share (%) <sup>6</sup>		63.29
Dividend yield (%) <sup>7</sup>		2.63

## Portfolio Structure <sup>8 19</sup>

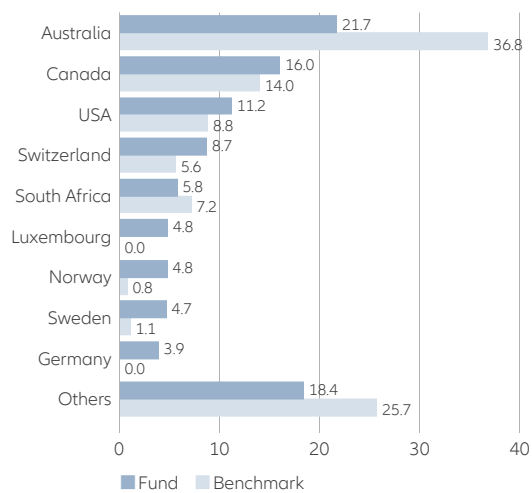
### Sector Breakdown (%)



### Top 9 Holdings (%)

GLENCORE PLC	8.58
BARRICK GOLD CORP	6.75
TECK RESOURCES LTD-CLS B	5.00
ARCELORMITTAL	4.75
NORSK HYDRO ASA	4.72
BOLIDEN AB	4.62
ANGLOGOLD ASHANTI-SPON ADR	4.34
RIO TINTO LTD	4.32
BHP GROUP LTD	4.32
<b>Total</b>	<b>47.40</b>

### Country Breakdown (%)



## Fee Structure <sup>10</sup>

Front-end load (%) <sup>11</sup>	5.00
All-in fee in % p.a. <sup>11</sup>	1.80
TER (%) <sup>12 13</sup>	1.81

## Additional Fund Information

Bloomberg Ticker	DTRHST GR
Reuters Ticker	ALLIANZGI01

## Opportunities

- + High return potential of stocks in the long run
- + Investments specifically in the natural resource segment (focus on metals and mining) through participation in the master fund
- + Currency gains possible
- + Additional yield potential through single security analysis and active management of the master fund

## Risks

- High volatility of stocks, losses possible. The volatility of fund unit prices may be strongly increased.
- Underperformance of the raw materials sector possible
- Currency losses possible
- Success of single security analysis and active management of master fund not guaranteed

### FOR FUND DISTRIBUTORS AND PROFESSIONAL INVESTORS ONLY

- 1) Fund manager of the master fund
- 2) Calculation basis: net asset value per unit (excluding front-end load); distributions reinvested. Calculation according to BVI method. Figures from the past are no guarantee of future performance. Any front-end loads will reduce the capital invested and weigh on the performance. All performance figures for dates earlier than 16 November 2012 refer to the time before the feeder structure of the Allianz Rohstofffonds was implemented. The fund was launched on 25 July 1983. This does not mean that the Allianz Rohstofffonds would have registered a similar performance if it had been launched with its current feeder structure at that date.
- 3) Benchmark history: until 31/12/2014 EUROMONEY GLOBAL MINING RETURN, until 31/12/2011 MSCI WRLD/METALS & MINING TOTAL RETURN (NET) IN EUR, until 31/12/2005 MSCI World Constrainers & Packaging (151030), MSCI World Metals & Mining (151040) and MSCI World Paper & Forest Products (151050) Total Return (Net) MSCI-weighted.
- 4) The Sharpe ratio states the relationship between the return generated by the fund and the investment risk. The fund's excess return versus the risk-free market rate is compared to volatility. Negative values are not meaningful.
- 5) Volatility measures the fluctuation range of the fund's performance over a specified period of time.
- 6) Measure of the proportion of fund assets that is invested differently from the benchmark.
- 7) The dividend yield corresponds to the expected dividend divided by the current price of the share, expressed as a percentage. (eDiv/share price) where: eDiv = product of the last dividend payment and the number of expected dividend payments per year (e.g. the expected dividend for a share with quarterly dividend payment corresponds to the dividend for the last quarter times four). The dividend yield depends both on the amount of the dividend and the current price of the share. Both these key variables may be subject to constant change. The dividend yield is only a snapshot based on the current amount of the dividend and the current share price; **as a result, it is not suitable as an indicator of the future performance of an equity fund.**
- 8) Allianz Rohstofffonds (feeder fund) invests at least 95% of its assets in Allianz Global Metals and Mining (master fund). The fund structure shows the asset breakdown at master fund level. The current cash position of the feeder fund is 0.80%.
- 9) This is for guidance only and not indicative of future allocation.
- 10) In addition to the fee for management of the Feeder Fund, fees and expenses are also charged for the shares of the Master Fund held by the Feeder Fund. The Master Fund's management company levies the following fees from the Feeder Fund, i.e. indirectly from its investors: All-in fee (0.45% p.a.) of share class F (EUR) of the Master Fund, Taxe d'abonnement (Luxembourg tax on the Master Fund's assets – 0.01% p.a.), Transaction costs, auditing costs and other expenses that may be charged to the Master Fund.
- 11) If the acquisition of Fund units is subject to a sales charge, up to 100% of such sales charge may be collected by the distributor; the exact amount shall be mentioned by the distributor as part of the investment advisory process. This also applies to any payment by the Management Company of an ongoing distribution fee from the all-in fee to the distributor. The all-in fee includes the expenses previously called management, administration and distribution fees.
- 12) TER (Total Expense Ratio): Total cost (except transaction costs) charged to the fund during the last financial year.
- 13) The TER includes indirect costs of Taxe d'Abonnement of 0.01% p.a. of the master fund share class F. If the fund invests more than 10% of its assets in other UCITs or UCIs (hereinafter: target funds), the calculation of the current expenses of the fund will include the current expenses of the target funds if these are released. charges when calculating Ongoing Charges.

### Disclaimer

Investing involves risk. The value of an investment and the income from it may fall as well as rise and investors might not get back the full amount invested. Allianz Rohstofffonds is an open-ended investment fund organised under the laws of Germany. The value of the fund units/shares may be subject to highly elevated volatility. Past performance is not a reliable indicator of future results. If the currency in which the past performance is displayed differs from the currency of the country in which the investor resides, then the investor should be aware that due to the exchange rate fluctuations the performance shown may be higher or lower if converted into the investor's local currency. This is for information only and not to be construed as a solicitation or an invitation to make an offer, to conclude a contract, or to buy or sell any securities. The products or securities described herein may not be available for sale in all jurisdictions or to certain categories of investors. This is for distribution only as permitted by applicable law and in particular not available to residents and/or nationals of the USA. The investment opportunities described herein do not take into account the specific investment objectives, financial situation, knowledge, experience or specific needs of any particular person and are not guaranteed. The views and opinions expressed herein, which are subject to change without notice, are those of the issuer companies at the time of publication. The data used is derived from various sources, and assumed to be correct and reliable, but it has not been independently verified; its accuracy or completeness is not guaranteed and no liability is assumed for any direct or consequential losses arising from its use, unless caused by gross

negligence or wilful misconduct. The conditions of any underlying offer or contract that may have been, or will be, made or concluded, shall prevail. For a free copy of the sales prospectus, incorporation documents, daily fund prices, key investor information, latest annual and semi-annual financial reports, contact the management company Allianz Global Investors GmbH in the fund's country of domicile, Germany, or the issuer at the address indicated below or [www.allianzgi-regulatory.eu](http://www.allianzgi-regulatory.eu). Austrian investors may also contact the Austrian information agent Allianz Investmentbank AG, Hietzinger Kai 101-105, A-1130 Vienna. Please read these documents, which are solely binding, carefully before investing. This is a marketing communication issued by Allianz Global Investors GmbH, [www.allianzgi.com](http://www.allianzgi.com), an investment company with limited liability, incorporated in Germany, with its registered office at Bockenheimer Landstrasse 42-44, 60323 Frankfurt/M, registered with the local court Frankfurt/M under HRB 9340, authorised by Bundesanstalt für Finanzdienstleistungsaufsicht ([www.bafin.de](http://www.bafin.de)). Allianz Global Investors GmbH has established branches in the United Kingdom, France, Italy, Spain, Luxembourg and the Netherlands. Contact details and information on the local regulation are available here ([www.allianzgi.com/Info](http://www.allianzgi.com/Info)). This communication has not been prepared in accordance with legal requirements designed to ensure the impartiality of investment (strategy) recommendations and is not subject to any prohibition on dealing before publication of such recommendations. The duplication, publication, or transmission of the contents, irrespective of the form, is not permitted; except for the case of explicit permission by Allianz Global Investors GmbH.